



SB2.3-12 (12V2.3Ah)



Applications

- Uninterruptable Power Supply (UPS)
- Electric Power System (EPS)
- Emergency backup power supply
- Emergency light
- Railway signal
- Alarm and security system
- Communication power supply
- DC power supply



Certificates



Conform to IEC60896-21&22

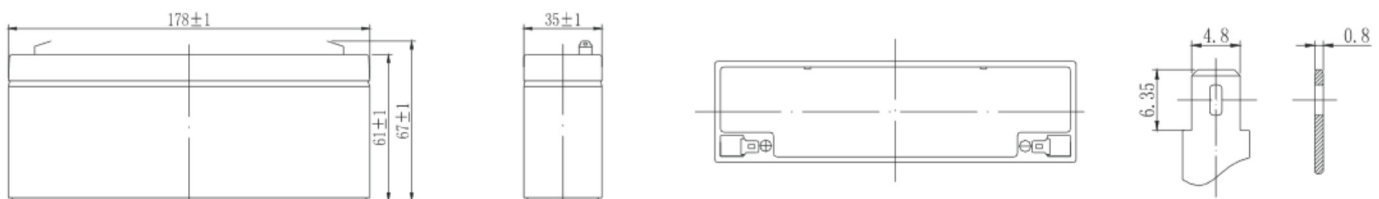
Specifications

Nominal Voltage	12V	Nominal Oper. Temp. R.	20±3°C
Nominal Capacity	2.3Ah (C ₂₀ , 10.5V)	Cycle Use	Initial Charging Current less than 0.92A. Voltage 14.4V~14.7V at 20°C. Temperature Coefficient -30mV/°C.
Approx. Weight	0.99kg	Standby Use	Initial Charging Current less than 0.92A. Voltage 13.38V~13.8V at 20°C. Temperature Coefficient -20mV/°C.
Terminal	T1	Capacity affected by Temp.	40°C 103% 25°C 100% 0°C 86%
Container Material	ABS UL94 HB/UL94 V0	Self Discharge	SSB batteries may be stored for up to 6 months at 20°C and then a freshening charge is required. For higher temperatures the time interval will be shorter.
Rated Capacity (20°C)	2.3Ah/0.115A, 20hr, 10.5V 2.0Ah/0.20A, 10hr, 10.5V 1.85Ah/0.37A, 5hr, 10.5V 1.47Ah/0.49A, 3hr, 10.5V 1.46Ah/1.46A, 1hr, 9.6V	Life Expectancy	6-9 years according to EUROBAT
Max. Discharge Current	34.5A (5s)		
Internal Resistance / Impedance (1kHz)	Approx. 60mΩ		
Operating Temp. Range	Discharge: -20~50°C Charge: -10~50°C Storage: -20~50°C		

Dimensions

■ T1 Terminal

Unit: mm | Dimensions: 178 Length X 35 Width X 61 Height (67 Height incl. Terminal)





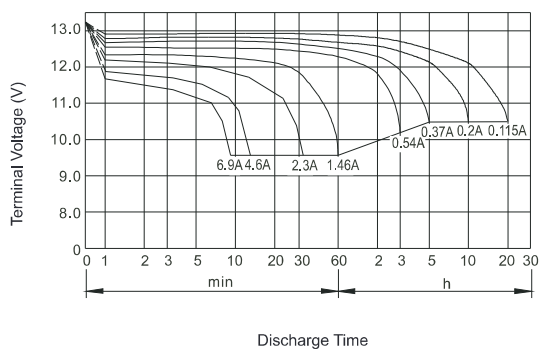
Constant Current Discharge (Amperes) at 20°C

End Point	5min	10min	15min	30min	1h	3h	5h	10h	20h
1.60V/cell	9.00	5.70	4.40	2.50	1.46	0.59	0.41	0.22	0.120
1.65V/cell	8.64	5.47	4.27	2.41	1.38	0.57	0.40	0.22	0.120
1.70V/cell	8.27	5.23	4.13	2.29	1.29	0.54	0.39	0.21	0.120
1.75V/cell	7.89	4.98	3.98	2.16	1.19	0.49	0.37	0.20	0.115
1.80V/cell	7.50	4.72	3.82	2.02	1.08	0.45	0.34	0.18	0.103

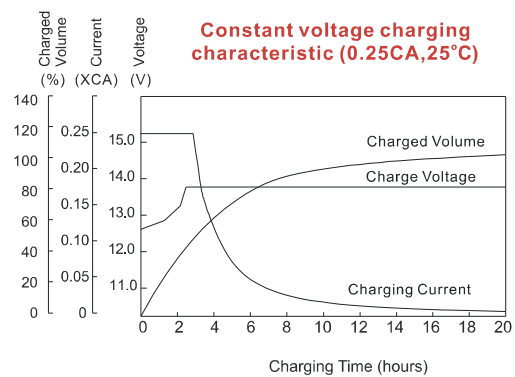
Constant Power Discharge (Watts/cell) at 20°C

End Point	5min	10min	15min	30min	45min	1h	2h	3h	5h
1.60V/cell	17.5	11.00	8.50	4.83	3.50	2.78	1.54	1.08	0.75
1.65V/cell	16.7	10.50	8.14	4.52	3.38	2.46	1.45	1.04	0.74
1.70V/cell	16.0	10.00	7.86	4.28	3.25	2.28	1.35	0.98	0.73
1.75V/cell	15.3	9.46	7.56	4.02	3.11	2.09	1.14	0.93	0.71
1.80V/cell	14.4	8.94	7.24	3.74	3.00	1.86	1.02	0.84	0.62

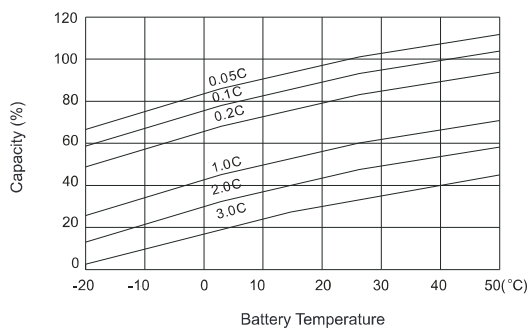
Discharge Characteristics



Float Charging Characteristics



Temperature Effects in Relation to Battery Capacity



Effect of Temperature on Long Term Float Life

